

2 100m Butterfly Men Heat



Official

Total

Rank	Competitor	Age	Club	RT	PTS	Result	
1	Alex Quach (V)	24		0.66		52.18 Entry: 50.20 +1.98	Q
	25m: 11.03 50m: 24.25 (13.22) 75m: 38.22 (13.97) 100m: 52.18 (13.96)						
2	Lewis Clareburt	26		0.71		52.45 Entry: 54.60 -2.15	Q
	25m: 11.27 50m: 24.64 (13.37) 75m: 38.49 (13.85) 100m: 52.45 (13.96)						
3	Ryan Peck	19		0.71		53.60 Entry: 53.21 +0.39	Q
	25m: 11.33 50m: 24.68 (13.35) 75m: 38.94 (14.26) 100m: 53.60 (14.66)						
4	Sam Kenny	20		0.66		54.13 Entry: 54.02 +0.11	Q
	25m: 11.57 50m: 25.25 (13.68) 75m: 39.57 (14.32) 100m: 54.13 (14.56)						
5	Christopher Elson	27		0.65		54.18 Entry: 52.76 +1.42	Q
	25m: 11.17 50m: 24.66 (13.49) 75m: 39.25 (14.59) 100m: 54.18 (14.93)						
6	Orlando Hardie	17	Hamilton Aquatics	0.68		54.34 Entry: 55.58 -1.24	Q
	25m: 11.46 50m: 25.22 (13.76) 75m: 39.49 (14.27) 100m: 54.34 (14.85)						
7	Daniel Kregting	17		0.65		54.49 Entry: 55.19 -0.70	Q
	25m: 11.44 50m: 25.33 (13.89) 75m: 39.75 (14.42) 100m: 54.49 (14.74)						
8	Lochlainn O'Connor	24		0.72		54.71 Entry: 54.27 +0.44	Q
	25m: 11.76 50m: 25.78 (14.02) 75m: 40.28 (14.50) 100m: 54.71 (14.43)						
9	Nemanja Markovic	17		0.67		54.89 Entry: 58.17 -3.28	Q
	25m: 11.77 50m: 25.37 (13.60) 75m: 39.96 (14.59) 100m: 54.89 (14.93)						
10	Neo Salomonsson	16		0.75		55.00 Entry: 54.98 +0.02	Q
	25m: 11.59 50m: 25.76 (14.17) 75m: 40.52 (14.76) 100m: 55.00 (14.48)						
11	Jacob Humphries	16		0.75		55.02 Entry: 55.30 -0.28	Q
	25m: 11.87 50m: 25.93 (14.06) 75m: 40.33 (14.40) 100m: 55.02 (14.69)						
12	Kayne Howat	17		0.65		55.13 Entry: 55.22 -0.09	Q
	25m: 11.68 50m: 25.47 (13.79) 75m: 40.01 (14.54) 100m: 55.13 (15.12)						
13	MacAllister Clark	23		0.69		55.15 Entry: 54.82 +0.33	Q
	25m: 11.88 50m: 25.78 (13.90) 75m: 40.38 (14.60) 100m: 55.15 (14.77)						
14	Henry Williams	22		0.70		55.23 Entry: 54.99 +0.24	Q
	25m: 11.65 50m: 25.29 (13.64) 75m: 40.01 (14.72) 100m: 55.23 (15.22)						
15	Brendan Visser	19		0.76		55.33 Entry: 56.12 -0.79	Q
	25m: 11.64 50m: 25.40 (13.76) 75m: 39.97 (14.57) 100m: 55.33 (15.36)						
16	William Campbell	30		0.70		55.42 Entry: 57.14 -1.72	Q
	25m: 11.61 50m: 25.49 (13.88) 75m: 39.95 (14.46) 100m: 55.42 (15.47)						
17	Eric Yuan	17		0.65		55.79 Entry: 55.83 -0.04	Q
	25m: 11.92 50m: 25.97 (14.05) 75m: 40.50 (14.53) 100m: 55.79 (15.29)						
18	Hunter Lloyd	17		0.65		55.97 Entry: 55.81 +0.16	Q
	25m: 11.85 50m: 25.85 (14.00) 75m: 40.47 (14.62) 100m: 55.97 (15.50)						
19	Rui Hou	16		0.72		56.12 Entry: 57.63 -1.51	Q
	25m: 11.61 50m: 25.58 (13.97) 75m: 40.13 (14.55) 100m: 56.12 (15.99)						
20	Joel Verran	19		0.72		56.70 Entry: 56.57 +0.13	Q
	25m: 11.94 50m: 26.50 (14.56) 75m: 41.42 (14.92) 100m: 56.70 (15.28)						

21	Neo Ulrich	17		0.71	56.77 Entry: 56.43 +0.34	Q
	25m: 11.65 50m: 26.17 (14.52) 75m: 40.83 (14.66) 100m: 56.77 (15.94)					
22	Flynn Beattie	17		0.72	56.84 Entry: 57.66 -0.82	Q
	25m: 12.07 50m: 26.26 (14.19) 75m: 41.20 (14.94) 100m: 56.84 (15.64)					
23	Michael Chen	15		0.69	57.07 Entry: 57.40 -0.33	Q
	25m: 12.29 50m: 26.80 (14.51) 75m: 41.99 (15.19) 100m: 57.07 (15.08)					
24	Curtis Mellsop	22		0.69	57.13 Entry: 57.91 -0.78	Q
	25m: 12.22 50m: 27.03 (14.81) 75m: 41.95 (14.92) 100m: 57.13 (15.18)					
25	Ethan Cone	20		0.71	57.61 Entry: 59.83 -2.22	Q
	25m: 12.83 50m: 27.40 (14.57) 75m: 42.34 (14.94) 100m: 57.61 (15.27)					
26	Liam Curling	16		0.63	57.72 Entry: 59.19 -1.47	Q
	25m: 11.93 50m: 26.80 (14.87) 75m: 42.20 (15.40) 100m: 57.72 (15.52)					
27	Jaeci Yee	15		0.72	57.81 Entry: 58.97 -1.16	Q
	25m: 12.26 50m: 27.20 (14.94) 75m: 42.17 (14.97) 100m: 57.81 (15.64)					
28	Sam Skidmore	16		0.71	57.83 Entry: 58.80 -0.97	Q
	25m: 11.92 50m: 26.28 (14.36) 75m: 41.64 (15.36) 100m: 57.83 (16.19)					
29	Kase Glintmeyer	14		0.67	57.97 Entry: 58.12 -0.15	Q
	25m: 12.45 50m: 26.73 (14.28) 75m: 42.14 (15.41) 100m: 57.97 (15.83)					
30	Will Atkinson	15		0.85	58.02 Entry: 58.86 -0.84	Q
	25m: 12.55 50m: 27.40 (14.85) 75m: 42.41 (15.01) 100m: 58.02 (15.61)					
31	William Delamare	17		0.69	58.05 Entry: 57.74 +0.31	R1
	25m: 12.08 50m: 26.53 (14.45) 75m: 41.82 (15.29) 100m: 58.05 (16.23)					
32	Mitchell Lourey (V)	18		0.77	58.09 Entry: 58.87 -0.78	R2
	25m: 12.21 50m: 26.65 (14.44) 75m: 42.14 (15.49) 100m: 58.09 (15.95)					
33	Hamish Inwood	18		0.69	58.11 Entry: 58.45 -0.34	
	25m: 12.09 50m: 26.72 (14.63) 75m: 42.13 (15.41) 100m: 58.11 (15.98)					
34	Lucas Wilson (V)	21		0.73	58.13 Entry: 59.20 -1.07	
	25m: 12.20 50m: 27.06 (14.86) 75m: 42.27 (15.21) 100m: 58.13 (15.86)					
35	Hylton Stracey	15		0.70	58.21 Entry: 58.40 -0.19	
	25m: 12.50 50m: 27.22 (14.72) 75m: 42.58 (15.36) 100m: 58.21 (15.63)					
36	Caleb Yin	15		0.70	58.39 Entry: 59.71 -1.32	
	25m: 12.27 50m: 26.94 (14.67) 75m: 42.22 (15.28) 100m: 58.39 (16.17)					
37	Daniel Ecclestone	15		0.71	58.51 Entry: 1:01.56 -3.05	
	25m: 12.67 50m: 27.38 (14.71) 75m: 42.68 (15.30) 100m: 58.51 (15.83)					
38	Mun Jager	17		0.73	58.65 Entry: 59.51 -0.86	
	25m: 12.46 50m: 27.11 (14.65) 75m: 42.64 (15.53) 100m: 58.65 (16.01)					
39	Flynn Grace	17		0.74	58.66 Entry: 59.36 -0.70	
	25m: 12.61 50m: 27.57 (14.96) 75m: 42.95 (15.38) 100m: 58.66 (15.71)					
40	Declan Broadfoot	15		0.64	58.73 Entry: 57.53 +1.20	
	25m: 12.55 50m: 27.58 (15.03) 75m: 42.90 (15.32) 100m: 58.73 (15.83)					
41	Ry Luff	18		0.70	58.87 Entry: 59.28 -0.41	
	25m: 12.57 50m: 27.57 (15.00) 75m: 42.98 (15.41) 100m: 58.87 (15.89)					
42	Cole Fougere	16		0.62	59.31 Entry: 58.82 +0.49	
	25m: 12.27 50m: 26.74 (14.47) 75m: 42.40 (15.66) 100m: 59.31 (16.91)					
43	Henry Childs	14		0.76	59.48	

25m: 12.93 50m: 27.94 (15.01) 75m: 43.47 (15.53) 100m: 59.48 (16.01)

44  Lucas Perceval 18  0.78 59.55
Entry: 58.69 +0.86

25m: 12.32 50m: 27.22 (14.90) 75m: 42.94 (15.72) 100m: 59.55 (16.61)

45  William Tye 14  0.71 59.71
Entry: 1:01.55 -1.84

25m: 12.54 50m: 27.87 (15.33) 75m: 43.10 (15.23) 100m: 59.71 (16.61)

46  Corne Diener 17  0.76 59.78
Entry: 59.48 +0.30

25m: 12.81 50m: 28.18 (15.37) 75m: 43.97 (15.79) 100m: 59.78 (15.81)

47  Caden Fuatimau 15  0.74 1:00.08
Entry: 1:00.49 -0.41

25m: 12.61 50m: 27.67 (15.06) 75m: 43.57 (15.90) 100m: 1:00.08 (16.51)

48  Ryan Zhou 14  0.73 1:00.10
Entry: 1:00.86 -0.76

25m: 13.15 50m: 28.29 (15.14) 75m: 43.83 (15.54) 100m: 1:00.10 (16.27)

49  Will Herbert 15  0.69 1:00.14
Entry: 1:01.69 -1.55

25m: 12.87 50m: 28.37 (15.50) 75m: 44.06 (15.69) 100m: 1:00.14 (16.08)

50  Jonat... Morphett... 19  0.70 1:00.43
Entry: 59.86 +0.57

25m: 12.95 50m: 28.35 (15.40) 75m: 44.14 (15.79) 100m: 1:00.43 (16.29)

51  Michael Sun 16  0.62 1:00.53
Entry: 1:00.85 -0.32

25m: 12.40 50m: 27.57 (15.17) 75m: 43.51 (15.94) 100m: 1:00.53 (17.02)

52  Runxiang Wang 15  0.70 1:00.79
Entry: 1:00.74 +0.05

25m: 12.82 50m: 27.91 (15.09) 75m: 43.82 (15.91) 100m: 1:00.79 (16.97)

53  William Callow 14  0.81 1:00.90
Entry: 1:00.08 +0.82

25m: 13.37 50m: 28.58 (15.21) 75m: 44.56 (15.98) 100m: 1:00.90 (16.34)

54  Everett Williams 14  0.79 1:01.31
Entry: 1:03.43 -2.12

25m: 12.85 50m: 28.51 (15.66) 75m: 44.72 (16.21) 100m: 1:01.31 (16.59)

55  Kento Wangford 14  0.73 1:01.72
Entry: 1:02.19 -0.47

25m: 12.72 50m: 28.18 (15.46) 75m: 44.90 (16.72) 100m: 1:01.72 (16.82)

56  Omath Abeykoon 15  0.71 1:01.86
Entry: 1:01.13 +0.73

25m: 12.62 50m: 27.99 (15.37) 75m: 44.48 (16.49) 100m: 1:01.86 (17.38)

57  Austin Lin 15  0.80 1:01.91
Entry: 1:02.39 -0.48

25m: 13.20 50m: 28.50 (15.30) 75m: 44.49 (15.99) 100m: 1:01.91 (17.42)

58  Zachary Horton 14  0.70 1:01.96
Entry: 1:03.18 -1.22


25m: 12.95 50m: 28.79 (15.84) 75m: 45.06 (16.27) 100m: 1:01.96 (16.90)

59  Manson Meng 14  0.68 1:02.01
Entry: 1:03.79 -1.78

25m: 13.06 50m: 28.99 (15.93) 75m: 45.04 (16.05) 100m: 1:02.01 (16.97)

60  Henry Wang 15  0.58 1:02.05
Entry: 1:02.71 -0.66


25m: 12.77 50m: 27.84 (15.07) 75m: 43.98 (16.14) 100m: 1:02.05 (18.07)

61  Sonny Liu 15  0.65 1:02.08
Entry: 1:02.97 -0.89

25m: 13.41 50m: 28.94 (15.53) 75m: 45.04 (16.10) 100m: 1:02.08 (17.04)

62  Zandre Herbst 14  0.73 1:02.25
Entry: 1:03.23 -0.98

25m: 12.90 50m: 28.51 (15.61) 75m: 44.92 (16.41) 100m: 1:02.25 (17.33)

63  Connor Mahoney 13  0.78 1:02.39
Entry: 1:04.11 -1.72

25m: 13.63 50m: 29.39 (15.76) 75m: 45.59 (16.20) 100m: 1:02.39 (16.80)

64  Brian Ren 15  0.71 1:02.48
Entry: 1:01.55 +0.93

25m: 12.92 50m: 28.32 (15.40) 75m: 44.73 (16.41) 100m: 1:02.48 (17.75)

65  Dominic Barton 14  0.70 1:02.66
Entry: 1:02.90 -0.24

25m: 13.16 50m: 28.98 (15.82) 75m: 45.28 (16.30) 100m: 1:02.66 (17.38)

66	Max Cryer	15		0.70	1:02.72 Entry: 1:03.48 -0.76
	25m: 13.73 50m: 30.10 (16.37) 75m: 46.30 (16.20) 100m: 1:02.72 (16.42)				
67	Jk Wang	13		0.76	1:02.82 Entry: 1:04.13 -1.31
	25m: 13.98 50m: 30.07 (16.09) 75m: 46.37 (16.30) 100m: 1:02.82 (16.45)				
68	Jethrow Yoon	16		0.74	1:02.96 Entry: 1:00.42 +2.54
	25m: 12.83 50m: 28.36 (15.53) 75m: 45.42 (17.06) 100m: 1:02.96 (17.54)				
69	Isaac Wren	15		0.73	1:02.98 Entry: 1:02.68 +0.30
	25m: 13.50 50m: 29.51 (16.01) 75m: 46.02 (16.51) 100m: 1:02.98 (16.96)				
70	Dylan Greupink	16		0.78	1:03.03 Entry: 1:01.00 +2.03
	25m: 13.22 50m: 29.04 (15.82) 75m: 45.41 (16.37) 100m: 1:03.03 (17.62)				
71	Yusuke Reid	14		0.74	1:03.05 Entry: 1:04.97 -1.92
	25m: 13.41 50m: 29.60 (16.19) 75m: 46.18 (16.58) 100m: 1:03.05 (16.87)				
72	JingYang Chua	15		0.78	1:03.16 Entry: 1:02.76 +0.40
	25m: 13.14 50m: 29.03 (15.89) 75m: 45.68 (16.65) 100m: 1:03.16 (17.48)				
73	Nahe... Yun Teau...	13		0.73	1:03.30 Entry: 1:04.49 -1.19
	25m: 13.85 50m: 30.06 (16.21) 75m: 46.41 (16.35) 100m: 1:03.30 (16.89)				
74	Luke Thompson	15		0.71	1:03.65 Entry: 1:02.07 +1.58
	25m: 13.10 50m: 28.89 (15.79) 75m: 45.77 (16.88) 100m: 1:03.65 (17.88)				
75	Jayden Ng	15		0.65	1:04.11 Entry: 1:02.90 +1.21
	25m: 12.85 50m: 28.86 (16.01) 75m: 45.50 (16.64) 100m: 1:04.11 (18.61)				
76	Aiden Carlisle	13		0.70	1:04.15 Entry: 1:04.43 -0.28
	25m: 13.34 50m: 30.01 (16.67) 75m: 47.06 (17.05) 100m: 1:04.15 (17.09)				
77	Timothy Chin	15		0.62	1:04.30 Entry: 1:03.20 +1.10
	25m: 13.63 50m: 30.00 (16.37) 75m: 47.06 (17.06) 100m: 1:04.30 (17.24)				
78	Elvin Wang	14		0.71	1:05.11 Entry: 1:04.41 +0.70
	25m: 13.39 50m: 29.46 (16.07) 75m: 46.57 (17.11) 100m: 1:05.11 (18.54)				
79	Jonathan Bao	13		0.70	1:05.72 Entry: 1:06.45 -0.73
	25m: 13.64 50m: 30.46 (16.82) 75m: 47.76 (17.30) 100m: 1:05.72 (17.96)				
80	Jesu Yu	13		0.67	1:06.25 Entry: 1:09.16 -2.91
	25m: 13.93 50m: 30.42 (16.49) 75m: 48.03 (17.61) 100m: 1:06.25 (18.22)				
81	Austin Li	13		0.75	1:06.35 Entry: 1:05.93 +0.42
	25m: 14.30 50m: 31.26 (16.96) 75m: 48.46 (17.20) 100m: 1:06.35 (17.89)				
82	Lucas Wong	13		0.69	1:06.44 Entry: 1:07.23 -0.79
	25m: 14.34 50m: 31.22 (16.88) 75m: 48.48 (17.26) 100m: 1:06.44 (17.96)				
83	Felix Mariano	13		0.68	1:07.28 Entry: 1:09.02 -1.74
	25m: 13.98 50m: 31.08 (17.10) 75m: 48.59 (17.51) 100m: 1:07.28 (18.69)				
84	Oscar Hodge	13		0.69	1:07.39 Entry: 1:08.26 -0.87
	25m: 14.28 50m: 31.24 (16.96) 75m: 49.45 (18.21) 100m: 1:07.39 (17.94)				
85	Jonathan Cui	13		0.76	1:08.92 Entry: 1:08.30 +0.62
	25m: 14.48 50m: 31.90 (17.42) 75m: 50.13 (18.23) 100m: 1:08.92 (18.79)				
-	Jett Cotter (V)	17			DNS
-	William Ison (V)	14			DNS